

**Standard Bank Limited**  
**Consolidated Balance Sheet (Un-audited)**  
**As at 30 June 2018**

Particulars	Amount in Taka	
	30.06.2018	31.12.2017
<b>PROPERTY &amp; ASSETS</b>		
<b>CASH</b>	<b>10,691,997,998</b>	<b>9,756,310,974</b>
Cash in Hand (including foreign currencies)	1,522,878,293	1,208,616,155
Balance with Bangladesh Bank & its agent Bank (including Foreign Currencies)	9,169,119,705	8,547,694,819
<b>BALANCE WITH OTHER BANKS AND FINANCIAL INSTITUTIONS</b>	<b>2,607,958,518</b>	<b>3,220,235,533</b>
In Bangladesh	1,599,714,096	2,766,411,469
Outside Bangladesh	1,008,244,423	453,824,064
<b>MONEY AT CALL AND ON SHORT NOTICE</b>	<b>1,390,000,000</b>	<b>450,000,000</b>
<b>INVESTMENTS</b>	<b>24,508,733,881</b>	<b>20,234,194,116</b>
Government	20,558,983,175	16,276,132,131
Others	3,949,750,706	3,958,061,985
<b>LOANS AND ADVANCES / INVESTMENTS</b>	<b>141,356,434,432</b>	<b>128,228,164,168</b>
Loans, Cash Credits, Over Draft etc./ Investments	137,427,604,380	124,905,127,508
Bills Purchased and Discounted	3,928,830,051	3,323,036,660
<b>FIXED ASSETS INCLUDING PREMISES, FURNITURE &amp; FIXTURES</b>	<b>3,820,444,372</b>	<b>3,689,716,206</b>
<b>OTHER ASSETS</b>	<b>10,820,986,193</b>	<b>10,120,491,387</b>
<b>NON-BANKING ASSETS</b>	<b>-</b>	<b>-</b>
<b>TOTAL ASSETS</b>	<b>195,196,555,394</b>	<b>175,699,112,385</b>
<b>LIABILITIES &amp; CAPITAL</b>		
<b>LIABILITIES</b>		
Borrowings from other banks, financial Institutions and agents	14,126,861,975	13,424,534,006
<b>DEPOSITS AND OTHER ACCOUNTS</b>	<b>151,792,503,683</b>	<b>134,730,686,300</b>
Current / Al-Wadeeah Deposits & Other Deposits	19,247,722,821	17,714,529,882
Bills Payable	5,218,185,421	2,671,530,602
Savings Bank / Mudaraba Savings Deposits	10,468,424,472	10,350,006,851
Short Term Deposits / Mudaraba Short Term Deposits	4,343,370,850	4,758,715,053
Fixed Deposits / Mudaraba Term Deposits	104,038,383,073	90,433,874,209
Deposits Under Schemes / Mudaraba Deposit Schemes	8,476,417,046	8,802,029,703
<b>OTHER LIABILITES</b>	<b>15,731,351,384</b>	<b>14,133,716,578</b>
<b>TOTAL LIABILITIES</b>	<b>181,650,717,042</b>	<b>162,288,936,884</b>
<b>CAPITAL / SHAREHOLDERS' EQUITY</b>		
Paid-up Capital	8,709,876,960	7,918,069,970
Statutory Reserve	4,710,355,121	4,595,037,104
General Reserve	-	-
Revaluation Reserve on Investment	51,525,465	2,638,743
Surplus in Profit and Loss Account/ Retained earnings	73,931,470	894,282,045
<b>TOTAL SHAREHOLDERS' EQUITY</b>	<b>13,545,689,016</b>	<b>13,410,027,862</b>
Minority Interest	149,336	147,640
<b>TOTAL LIABILITIES &amp; SHAREHOLDERS' EQUITY</b>	<b>195,196,555,394</b>	<b>175,699,112,386</b>
<b>Net Asset Value (NAV) per share</b>	<b>15.55</b>	<b>15.40</b>

**Standard Bank Limited**  
**Consolidated Balance Sheet (Un-audited)**  
**As at 30 June 2018**

Particulars	Amount in Taka	
	30.06.2018	31.12.2017
<b>OFF-BALANCE SHEET ITEMS</b>		
<b>CONTINGENT LIABILITIES</b>		
Acceptances and Endorsements	15,941,621,447	15,969,566,926
Letters of Guarantee	11,797,046,644	10,173,507,297
Irrevocable Letters of Credit	13,757,514,634	11,388,114,825
Bills for Collection	4,786,662,348	4,388,679,552
Other Contingent Liabilities	-	-
<b>TOTAL:</b>	<b><u>46,282,845,073</u></b>	<b><u>41,919,868,600</u></b>
<b>OTHER COMMITMENTS:</b>		
Documentary credits and short term trade-related transactions	-	-
Forward assets purchased and forward deposits placed	-	-
Undrawn note issuance and revolving underwriting facilities	-	-
Undrawn formal standby facilities, credit lines and other commitments	-	-
<b>TOTAL OFF - BALANCE SHEET ITEMS</b>	<b><u>46,282,845,073</u></b>	<b><u>41,919,868,600</u></b>

  
 Head of FAD

  
 Acting Company Secretary

  
 Additional Managing Director

  
 Managing Director

  
 Director

  
 Chairman


**Standard Bank Limited**  
**Consolidated Profit and Loss Account (Un-audited)**  
**for the quarter ended 30 June 2018**

Particulars	Amount in Taka			
	January ,2018 to June,2018	January ,2017 to June,2017	April,2018 to June,2018	April,2017 to June,2017
Interest Income / Profit on Investment	6,688,977,363	5,010,477,815	3,539,317,535	2,535,278,992
Interest / Profit paid on Deposits & Borrowings etc.	4,984,067,900	3,491,901,816	2,723,385,377	1,735,305,659
<b>Net Interest / Profit on Investments</b>	<b>1,704,909,463</b>	<b>1,518,575,999</b>	<b>815,932,158</b>	<b>799,973,333</b>
Investment Income	704,897,916	875,720,735	348,482,019	483,441,360
Commission, Exchange Earnings & Brokerage	568,964,079	529,326,664	295,146,846	252,947,638
Other Operating Income	205,982,318	150,744,175	133,789,588	87,423,720
	1,479,844,313	1,555,791,574	777,418,453	823,812,718
<b>TOTAL OPERATING INCOME ( A )</b>	<b>3,184,753,777</b>	<b>3,074,367,572</b>	<b>1,593,350,611</b>	<b>1,623,786,051</b>
Salary & Allowances	910,708,710	867,143,599	458,982,102	432,450,140
Rent, Taxes, Insurance, Electricity etc.	306,558,420	254,643,279	159,292,291	131,834,603
Legal Expenses	11,816,779	8,395,046	7,081,989	4,306,116
Postage, Stamp, Telecommunication etc.	20,616,329	18,565,449	10,268,587	8,987,995
Stationery, Printing, Advertisement etc.	42,811,980	35,948,453	24,273,567	21,738,290
Managing Director's salary & fees	4,020,000	4,020,000	2,010,000	2,010,000
Directors' Fee & Other benefits	3,693,949	5,271,992	1,658,320	2,832,294
Audit Fees	115,000	184,000	92,000	184,000
Charges on loan losses	6,462,839	34,066,667	3,863,806	22,066,667
Depreciation and Repair of Bank's Assets	131,590,822	104,223,251	69,375,225	53,901,643
Other Expenses	255,248,066	191,772,908	141,855,889	103,575,778
<b>TOTAL OPERATING EXPENSES ( B )</b>	<b>1,693,642,894</b>	<b>1,524,234,643</b>	<b>878,753,776</b>	<b>783,887,525</b>
<b>Profit / (Loss ) Before Provision ( C ) = ( A - B )</b>	<b>1,491,110,882</b>	<b>1,550,132,929</b>	<b>714,596,835</b>	<b>839,898,526</b>
<b>Provision for Loans/ investments</b>				
Specific Provision	803,265,350	441,265,979	367,216,323	137,424,248
General Provision	62,412,691	79,807,578	62,412,691	69,361,803
Provision for Off-Balance Sheet items	(4,236,859)	52,203,829	(4,236,859)	52,013,039
Provision for diminution in value of investments	23,339,729	13,370,442	6,240,253	60,445,015
Provision for impairment of client margin loan	14,392,326	56,778,659	1,119,529	1,565,621
Other Provision	-	-	-	-
<b>Total Provision ( D )</b>	<b>899,173,237</b>	<b>643,426,487</b>	<b>432,751,937</b>	<b>320,809,726</b>
<b>Total Profit / (Loss) before Taxes (E)=( C - D )</b>	<b>591,937,645</b>	<b>906,706,442</b>	<b>281,844,898</b>	<b>519,088,800</b>
<b>Provision for Taxation</b>	<b>502,815,265</b>	<b>544,415,642</b>	<b>258,365,572</b>	<b>310,222,054</b>
Current Tax	502,815,265	544,415,642	258,365,572	310,222,054
Deferred Tax	-	-	-	-
<b>Net Profit / (Loss) after Taxation :</b>	<b>89,122,380</b>	<b>362,290,800</b>	<b>23,479,325</b>	<b>208,866,746</b>
Retained earnings brought forward from previous year	100,127,106	77,127,342	100,127,106	77,127,342
<b>Net Profit available for distribution</b>	<b>189,249,487</b>	<b>439,418,142</b>	<b>123,606,432</b>	<b>285,994,088</b>
<b>Appropriations :</b>				
Statutory Reserve	115,318,017	169,529,310	51,712,350	103,403,249
Proposed Bonus Shares	-	-	-	-
<b>Retained Earnings carried forward</b>	<b>73,931,470</b>	<b>269,888,832</b>	<b>71,894,082</b>	<b>182,590,839</b>
<b>Consolidatd Earning per Share (EPS):</b>	<b>0.10</b>	<b>0.42</b>	<b>0.03</b>	<b>0.24</b>
<b>Bank Earning per Share (EPS):</b>	<b>0.10</b>	<b>0.37</b>	<b>0.01</b>	<b>0.25</b>

  
Head of FAD

  
Acting Company Secretary

  
Additional Managing Director

  
Director


  
Managing Director


  
Chairman


**Standard Bank Limited**  
**Consolidated Cash Flow Statement (Un-audited)**  
**for the quarter ended 30 June 2018**


Particulars	Amount in Taka	
	January ,2018 to June,2018	January ,2017 to June,2017
<b>A) CASH FLOWS FROM OPERATING ACTIVITIES</b>		
Interest receipts in Cash	7,236,133,725	5,592,562,539
Interest payments in Cash	(5,378,836,767)	(3,846,707,462)
Dividend receipts	12,128,868	21,819,169
Fee and commission receipts in Cash	343,085,089	339,020,376
Recoveries on loans previously written off	-	-
Cash Payments to employees	(914,728,710)	(871,163,599)
Cash Payments to suppliers	(42,811,980)	(35,948,453)
Income taxes paid	(243,503,673)	(582,062,907)
Receipts from other operating activities	265,085,542	192,103,550
Payments for other operating activities	(582,883,916)	(418,147,488)
<b>Cash generated from operating activities before changes in operating assets and liabilities</b>	<b>693,668,178</b>	<b>391,475,726</b>
<b>Increase / (Decrease) in operating assets and liabilities</b>		
Statutory deposits	-	-
Purchase of trading securities	8,311,279	6,183,626,762
Loans and advances to other banks	-	-
Loans and advances to customers	(13,128,270,263)	(7,725,543,582)
Other assets	(286,312,579)	(1,066,451,912)
Deposits from other banks	1,300,000,000	2,500,000,000
Deposits from customers	16,156,586,250	2,045,008,000
Other liabilities account of customers	-	-
Trading liabilities	702,327,969	1,254,596,328
Other liabilities	(43,954,523)	295,943,451
	4,708,688,133	3,487,179,046
<b>Net cash flows from operating activities (A)</b>	<b>5,402,356,311</b>	<b>3,878,654,773</b>
<b>B) CASH FLOWS FROM INVESTING ACTIVITIES</b>		
Proceeds from sale of non-trading securities	-	-
Payments for Purchase of securities	-	-
Purchase of property, plant & equipment	(130,860,971)	(235,133,424)
Sale of property, plant & equipment	-	1,422,734
Purchase / sale of subsidiary	-	-
<b>Net cash flow from investing activities (B)</b>	<b>(130,860,971)</b>	<b>(233,710,690)</b>
<b>C) CASH FLOWS FROM FINANCING ACTIVITIES</b>		
Received from issue of loan capital and debt security	-	-
Received for redemption of loan capital and debt security	-	-
Receipts from issue of ordinary shares	-	-
Dividends paid	-	(377,050,951)
<b>Net cash flow from financing activities (C)</b>	<b>-</b>	<b>(377,050,951)</b>
<b>D) NET INCREASE/(DECREASE) IN CASH AND CASH EQUIVALENTS (A+B+C)</b>	<b>5,271,495,340</b>	<b>3,267,893,132</b>
<b>E) EFFECTS OF EXCHANGE RATE CHANGES ON CASH AND CASH EQUIVALENTS</b>	<b>225,878,991</b>	<b>190,306,288</b>
<b>F) CASH AND CASH EQUIVALENTS AT BEGINNING OF THE YEAR</b>	<b>29,700,039,895</b>	<b>25,562,935,476</b>
<b>G) CASH AND CASH EQUIVALENTS AT END OF THE QUARTER (D+E+F)</b>	<b>35,197,414,226</b>	<b>29,021,134,896</b>
<b>CASH AND CASH EQUIVALENTS AT END OF THE QUARTER</b>		
Cash in hand (including foreign currencies)	1,522,878,293	1,473,375,363
Balance with Bangladesh Bank and its agent bank(s) (including foreign currencies)	9,169,119,705	9,029,107,564
Balance with other Banks and financial institutions	2,607,958,518	1,626,202,846
Money at Call and Short Notice	1,390,000,000	360,000,000
Govt. Security/Reverse repo (Less Revaluation Reserve on Investment)	20,504,321,110	16,527,013,322
Prize Bonds	3,136,600	5,435,800
	<b>35,197,414,226</b>	<b>29,021,134,896</b>
<b>Net Operating Cash Flows (NOCF) per Share</b>	<b>6.20</b>	<b>4.45</b>


These financial statements should be read in conjunction with annexed notes


  
 Head of FAD

  
 Acting Company Secretary

  
 Additional Managing Director

  
 Managing Director


  
 Director

  
 Chairman


**Standard Bank Limited**  
**Consolidated Statement of Changes in Shareholders' Equity (Un-audited)**  
**for the quarter ended 30 June 2018**

(Amount in Taka)

Particulars	Paid up Capital	Statutory Reserve	Minority Interest	Revaluation gain/loss on investments	Profit & Loss surplus A/c	Total
Balance as on 1-1-2018	7,918,069,970	4,595,037,104	147,640	2,638,743	894,282,045	13,410,175,502
Prior years adjustment						
Changes in accounting policy	-	-		-	-	-
<b>Restated Balance</b>	<b>7,918,069,970</b>	<b>4,595,037,104</b>	<b>147,640</b>	<b>2,638,743</b>	<b>894,282,045</b>	<b>13,410,175,502</b>
Surplus/Deficit on revaluation of properties	-	-		-	-	-
Adjustment of last year revaluation gain on investments				(2,638,743)		(2,638,743)
Surplus/Deficit on revaluation of investment	-	-		51,525,465	-	51,525,465
Currency translation difference	-	-		-	(2,346,253)	(2,346,253)
Net gains and losses not recognised in the income statement	-	-	-	-	-	-
Addition during the period	-	-	-	-	-	-
Adjustment of last year	-	-	-	-	-	-
Net profit for the period	-	-	-	-	89,122,380	89,122,380
Dividends (Cash & Bonus shares)	791,806,990	-		-	(791,806,990)	-
Minority Interest			1,696		(1,696)	-
Issue of Right Shares	-	-		-	-	-
Appropriation made during the year	-	115,318,017		-	(115,318,017)	-
<b>Balance as on 30.06.2018</b>	<b>8,709,876,960</b>	<b>4,710,355,121</b>	<b>149,336</b>	<b>51,525,465</b>	<b>73,931,470</b>	<b>13,545,838,351</b>
<b>Balance as on 30.06.2017</b>	<b>7,918,069,970</b>	<b>4,344,688,252</b>	<b>143,139</b>	<b>758,042</b>	<b>269,888,833</b>	<b>12,533,548,235</b>

  
 Head of FAD

  
 Acting Company Secretary

  
 Additional Managing Director

  
 Managing Director

  
 Director

  
 Chairman

**Standard Bank Limited**  
**Balance Sheet (Un-audited)**  
**As at 30 June 2018**

Particulars	Amount in Taka	
	30.06.2018	31.12.2017
<b>PROPERTY &amp; ASSETS</b>		
<b>CASH</b>	<b>10,618,370,078</b>	<b>9,695,656,305</b>
Cash in Hand (including foreign currencies)	1,449,250,374	1,147,961,486
Balance with Bangladesh Bank & its agent Bank (including Foreign Currencies)	9,169,119,705	8,547,694,819
<b>BALANCE WITH OTHER BANKS AND FINANCIAL INSTITUTIONS</b>	<b>2,347,792,313</b>	<b>2,825,222,221</b>
In Bangladesh	1,415,524,967	2,474,338,245
Outside Bangladesh	932,267,346	350,883,976
<b>MONEY AT CALL AND ON SHORT NOTICE</b>	<b>1,390,000,000</b>	<b>450,000,000</b>
<b>INVESTMENTS</b>	<b>26,344,069,612</b>	<b>22,002,155,290</b>
Government	20,558,983,175	16,276,132,131
Others	5,785,086,437	5,726,023,159
<b>LOANS AND ADVANCES / INVESTMENTS</b>	<b>139,134,481,920</b>	<b>126,138,034,537</b>
Loans, Cash Credits, Over Draft etc./ Investments	135,205,651,869	122,814,997,877
Bills Purchased and Discounted	3,928,830,051	3,323,036,660
<b>FIXED ASSETS INCLUDING PREMISES, FURNITURE &amp; FIXTURES</b>	<b>3,794,586,560</b>	<b>3,663,777,359</b>
<b>OTHER ASSETS</b>	<b>10,096,458,684</b>	<b>9,360,256,438</b>
<b>NON-BANKING ASSETS</b>	<b>-</b>	<b>-</b>
<b>TOTAL ASSETS</b>	<b>193,725,759,166</b>	<b>174,135,102,151</b>
<b>LIABILITIES &amp; CAPITAL</b>		
<b>LIABILITIES</b>		
Borrowings from other banks, financial Institutions and agents	14,031,463,340	13,424,534,006
<b>DEPOSITS AND OTHER ACCOUNTS</b>	<b>151,770,619,627</b>	<b>134,708,610,919</b>
Current / Al-Wadeeah Deposits & Other Deposits	19,225,838,765	17,692,454,501
Bills Payable	5,218,185,421	2,671,530,602
Savings Bank / Mudaraba Savings Deposits	10,468,424,472	10,350,006,851
Short Term Deposits / Mudaraba Short Term Deposits	4,343,370,850	4,758,715,053
Fixed Deposits / Mudaraba Term Deposits	104,038,383,073	90,433,874,209
Deposits Under Schemes / Mudaraba Deposit Schemes	8,476,417,046	8,802,029,703
<b>OTHER LIABILITIES</b>	<b>14,363,047,858</b>	<b>12,687,326,897</b>
<b>TOTAL LIABILITIES</b>	<b>180,165,130,825</b>	<b>160,820,471,822</b>
<b>CAPITAL / SHAREHOLDERS' EQUITY</b>	<b>8,709,876,960</b>	<b>7,918,069,970</b>
Paid-up Capital	4,710,355,121	4,595,037,104
Statutory Reserve	-	-
General Reserve	51,525,465	2,638,743
Revaluation Reserve on Investment	88,870,796	798,884,512
Surplus in Profit and Loss Account/ Retained earnings	-	-
<b>TOTAL SHAREHOLDERS' EQUITY</b>	<b>13,560,628,342</b>	<b>13,314,630,329</b>
<b>TOTAL LIABILITIES &amp; SHAREHOLDERS' EQUITY</b>	<b>193,725,759,167</b>	<b>174,135,102,151</b>
<b>Net Asset Value (NAV) per share</b>	<b>15.57</b>	<b>15.29</b>

**Standard Bank Limited**  
**Balance Sheet (Un-audited)**  
**As at 30 June 2018**

Particulars	Amount in Taka	
	30.06.2018	31.12.2017

OFF-BALANCE SHEET ITEMS

CONTINGENT LIABILITIES

Acceptances and Endorsements	15,941,621,447	15,969,566,926
Letters of Guarantee	11,797,046,644	10,173,507,297
Irrevocable Letters of Credit	13,757,514,634	11,388,114,825
Bills for Collection	4,786,662,348	4,388,679,552
Other Contingent Liabilities	-	-
<b>TOTAL:</b>	<b>46,282,845,073</b>	<b>41,919,868,600</b>

OTHER COMMITMENTS:

Documentary credits and short term trade-related transactions	-	-
Forward assets purchased and forward deposits placed	-	-
Undrawn note issuance and revolving underwriting facilities	-	-
Undrawn formal standby facilities, credit lines and other commitments	-	-

<b>TOTAL OFF - BALANCE SHEET ITEMS</b>	<b>46,282,845,073</b>	<b>41,919,868,600</b>
--	-----------------------	-----------------------


  
 Head of FAD

  
 Acting Company Secretary

  
 Additional Managing Director

  
 Managing Director

  
 Director

  
 Chairman

**Standard Bank Limited**  
**Profit and Loss Account (Un-audited)**  
**for the quarter ended 30 June 2018**

Particulars	Amount in Taka			
	January, 2018 to June, 2018	January, 2017 to June, 2017	April, 2018 to June, 2018	April, 2017 to June, 2017
Interest Income / Profit on Investment	6,693,347,579	5,003,467,935	3,544,534,524	2,533,554,251
Interest / Profit paid on Deposits & Borrowings etc.	4,982,875,417	3,491,755,674	2,722,192,894	1,735,305,659
<b>Net Interest / Net Profit on Investments</b>	<b>1,710,472,162</b>	<b>1,511,712,261</b>	<b>822,341,630</b>	<b>798,248,592</b>
Investment Income	639,075,125	778,699,876	310,166,979	429,222,521
Commission, Exchange Earnings & Brokerage	497,353,101	433,153,508	257,830,399	206,824,141
Other Operating Income	202,702,229	149,036,345	132,053,572	86,329,314
	1,339,130,455	1,360,889,729	700,050,950	722,375,976
<b>TOTAL OPERATING INCOME ( A )</b>	<b>3,049,602,617</b>	<b>2,872,601,990</b>	<b>1,522,392,580</b>	<b>1,520,624,569</b>
Salary & Allowances	875,458,947	837,054,743	440,696,735	416,753,829
Rent, Taxes, Insurance, Electricity etc.	283,592,453	236,532,430	147,148,401	121,310,004
Legal Expenses	9,003,609	6,532,600	5,065,853	3,520,754
Postage, Stamp, Telecommunication etc.	19,599,927	17,528,977	9,761,154	8,476,466
Stationery, Printing, Advertisement etc.	40,152,375	33,212,602	22,892,638	20,102,350
Managing Director's salary & fees	4,020,000	4,020,000	2,010,000	2,010,000
Directors' Fee & Other benefits	2,980,283	4,443,975	1,275,197	2,175,877
Audit Fees	92,000	184,000	92,000	184,000
Charges on loan losses	6,462,839	34,066,667	3,863,806	22,066,667
Depreciation and Repair of Bank's Assets	128,371,491	100,039,249	67,728,943	51,910,954
Other Expenses	241,837,429	178,062,818	137,903,947	96,298,338
<b>TOTAL OPERATING EXPENSES ( B )</b>	<b>1,611,571,351</b>	<b>1,451,678,060</b>	<b>838,438,675</b>	<b>744,809,238</b>
<b>Profit / (Loss) Before Provision ( C ) = ( A - B )</b>	<b>1,438,031,266</b>	<b>1,420,923,931</b>	<b>683,953,905</b>	<b>775,815,331</b>
<b>Provision for Loans / Investments</b>				
Specific Provision	803,265,350	441,265,979	367,216,323	137,424,248
General Provision	62,412,691	79,807,578	62,412,691	69,361,803
Provision for Off-Balance Sheet items	(4,236,859)	52,203,829	(4,236,859)	52,013,039
Provision for diminution in value of investments	-	-	-	-
Other Provision	-	-	-	-
<b>Total Provision ( D )</b>	<b>861,441,182</b>	<b>573,277,386</b>	<b>425,392,155</b>	<b>258,799,090</b>
<b>Total Profit / (Loss) before Taxes (E)=( C - D )</b>	<b>576,590,083</b>	<b>847,646,545</b>	<b>258,561,749</b>	<b>517,016,241</b>
<b>Provision for Taxation</b>				
Current Tax	488,472,343	523,388,133	249,759,658	301,901,292
Deferred Tax	-	-	-	-
<b>Net Profit / (Loss) after Taxation :</b>	<b>88,117,741</b>	<b>324,258,411</b>	<b>8,802,091</b>	<b>215,114,949</b>
Retained earnings brought forward	116,071,072	785,832,258	116,071,072	116,071,072
<b>Net Profit available for distribution</b>	<b>204,188,813</b>	<b>1,110,090,670</b>	<b>124,873,163</b>	<b>331,186,021</b>
<b>Appropriations :</b>				
Statutory Reserve	115,318,017	169,529,309	51,712,350	103,403,248
Proposed Bonus Shares	-	-	-	-
<b>Retained Earnings carried forward</b>	<b>88,870,796</b>	<b>940,561,361</b>	<b>73,160,813</b>	<b>227,782,773</b>
<b>Earning Per Share (EPS):</b>	<b>0.10</b>	<b>0.37</b>	<b>0.01</b>	<b>0.25</b>

  
 Head of FAD

  
 Acting Company Secretary

  
 Additional Managing Director

  
 Managing Director

  
 Director

  
 Chairman



**Standard Bank Limited**  
**Cash Flow Statement (Un-audited)**  
**for the quarter ended 30 June 2018**

Particulars	Amount in Taka	
	January ,2018 to June,2018	January ,2017 to June,2017
<b>A) CASH FLOW FROM OPERATING ACTIVITIES</b>		
Interest receipts in Cash	7,174,681,151	5,469,459,807
Interest payments in Cash	(5,377,644,284)	(3,846,561,320)
Dividend receipts	12,128,868	21,819,169
Fee and commission receipts in Cash	271,474,110	242,847,220
Recoveries on loans previously written off	-	-
Cash Payments to employees	(879,478,947)	(841,074,743)
Cash Payments to suppliers	(40,152,375)	(33,212,603)
Income taxes paid	(222,250,798)	(540,668,914)
Receipts from other operating activities	261,805,453	190,395,720
Payments for other operating activities	(589,304,784)	(376,436,943)
<b>Cash generated from operating activities before changes in operating assets and liabilities</b>	<b>611,258,394</b>	<b>286,567,396</b>
<b>Increase / (Decrease) in operating assets and liabilities</b>		
Statutory deposits	-	-
Purchase of trading securities	(59,063,277)	6,355,542,004
Loans and advances to other banks	-	-
Loans and advances to customers	(12,996,447,383)	(7,889,670,328)
Other assets	(322,020,018)	(840,005,418)
Deposits from other banks	1,300,000,000	2,500,000,000
Deposits from customers	16,156,777,575	2,044,902,436
Other liabilities account of customers	-	-
Trading liabilities	606,929,334	1,246,122,581
Other liabilities	226,743,773	210,112,260
	<b>4,912,920,003</b>	<b>3,627,003,536</b>
<b>Net cash flow from operating activities (A)</b>	<b>5,524,178,397</b>	<b>3,913,570,931</b>
<b>B) CASH FLOW FROM INVESTING ACTIVITIES</b>		
Proceeds from sale of non-trading securities	-	-
Payments for Purchase of securities	-	-
Purchase of property, plant & equipment	(130,809,201)	(234,674,179)
Sale of property, plant & equipment	-	1,422,734
Purchase / sale of subsidiary	-	-
<b>Net cash flow from investing activities (B)</b>	<b>(130,809,201)</b>	<b>(233,251,445)</b>
<b>C) CASH FLOW FROM FINANCING ACTIVITIES</b>		
Received from issue of loan capital and debt security	-	-
Payments for redemption of loan capital and debt security	-	-
Receipts from issue of ordinary shares	-	-
Dividends paid	-	(377,050,951)
<b>Net Cash flow from financing activities (C)</b>	<b>-</b>	<b>(377,050,951)</b>
<b>D) NET INCREASE/(DECREASE) IN CASH AND CASH EQUIVALENTS (A+B+C)</b>	<b>5,393,369,196</b>	<b>3,303,268,535</b>
<b>E) EFFECTS OF EXCHANGE RATE CHANGES ON CASH AND CASH EQUIVALENTS</b>	<b>225,878,991</b>	<b>190,306,288</b>
<b>F) CASH AND CASH EQUIVALENTS AT BEGINNING OF THE YEAR</b>	<b>29,244,371,914</b>	<b>25,297,497,715</b>
<b>G) CASH AND CASH EQUIVALENTS AT END OF THE YEAR (D+E+F)</b>	<b>34,863,620,101</b>	<b>28,791,072,538</b>
<b>CASH AND CASH EQUIVALENTS AT END OF THE YEAR</b>		
Cash in hand (including foreign currencies)	1,449,250,374	1,449,865,067
Balance with Bangladesh Bank and its agent bank(s) (including foreign currencies)	9,169,119,705	9,029,107,564
Balance with other Banks and financial institutions Note-4	2,347,792,313	1,419,650,785
Money at Call and Short Notice	1,390,000,000	360,000,000
Govt. Security/Reverse repo (Less: Revaluation Reserve on Investment)	20,504,321,110	16,527,013,322
Prize Bonds	3,136,600	5,435,800
	<b>34,863,620,101</b>	<b>28,791,072,538</b>
<b>Net Operating Cash Flows (NOCF) per Share</b>	<b>6.34</b>	<b>4.49</b>

  
Head of FAD

  
Acting Company Secretary

  
Additional Managing Director

  
Managing Director

  
Director

  
Chairman

**Standard Bank Limited**  
**Statement of Changes in Shareholders' Equity (Un-audited)**  
**for the quarter ended 30 June 2018**

(Amount in Taka)

Particulars	Paid up Capital	Statutory Reserve	General Reserve	Revaluation gain/loss on investments	Profit & Loss surplus A/c	Total
Balance as on 1-1-2018	7,918,069,970	4,595,037,104	-	2,638,743	798,884,512	13,314,630,329
Changes in accounting policy	-	-	-	-	-	-
<b>Restated Balance</b>	<b>7,918,069,970</b>	<b>4,595,037,104</b>	<b>-</b>	<b>2,638,743</b>	<b>798,884,512</b>	<b>13,314,630,329</b>
Surplus/Deficit on revaluation of properties	-	-	-	-	-	-
Adjustment of last year revaluation gain on investments	-	-	-	(2,638,743)	-	(2,638,743)
Surplus/Deficit on revaluation of investment	-	-	-	51,525,465	-	51,525,465
Currency translation difference	-	-	-	-	-	-
Net gains and losses not recognised in the income statement	-	-	-	-	-	-
Adjustment of last year	-	-	-	-	-	-
Net profit for the period	-	-	-	-	88,117,741	88,117,741
Dividends from SBL Capital Management Ltd	-	-	-	-	63,995,200	63,995,200
Dividends from SBL Securities Ltd	-	-	-	-	44,998,350	44,998,350
Dividends (Cash & Bonus shares)	791,806,990	-	-	-	(791,806,990)	-
Issue of Right Shares	-	-	-	-	-	-
Appropriation made during the year	-	115,318,017	-	-	(115,318,017)	-
<b>Balance as on 30.06.2018</b>	<b>8,709,876,960</b>	<b>4,710,355,121</b>	<b>-</b>	<b>51,525,465</b>	<b>88,870,796</b>	<b>13,560,628,342</b>
<b>Balance as on 30.06.2017</b>	<b>7,918,069,970</b>	<b>4,344,688,251</b>	<b>-</b>	<b>758,042</b>	<b>248,455,861</b>	<b>12,511,972,124</b>


  
 Head of FAD

  
 Acting Company Secretary

  
 Additional Managing Director

  
 Managing Director

  
 Director

  
 Chairman

1. **LEGAL STATUS AND NATURE OF THE COMPANY**

Standard Bank Limited was incorporated in Bangladesh as a Public Limited Company with limited liability under the Companies Act, 1994 on 11th May 1999 and commenced commercial operation on 3<sup>rd</sup> June 1999. The Bank went for the public issue of shares in 2003 and its shares are listed with Dhaka Stock Exchange and Chittagong Stock Exchange. Now it has 125 Branches all over Bangladesh.

The commercial banking activities of the Bank encompass a wide range of services including accepting deposits, making loans, discounting bills, conducting money transfer and foreign exchange transactions and performing other related services such as safe keeping, collections, issuing guarantees, acceptances and letters of credit.

**a) Conventional Banking:**

The principal activities of the bank are to provide all kinds of commercial banking services to its customers through its branches & SME Centers.

**b) Islamic Banking:**

The Bank operates Islamic banking in two branches designated for this purpose in complying with the rules of Islamic shariah. A separate balance sheet, income statement as recommended by the Central Shariah Board for Islamic Banking in Bangladesh.

**c) Off-Shore Banking Unit (OBU)**

The Bank obtained Off-shore Banking Unit Permission vide Letter No. BRPD (P-3)744(110)/2010-839 dated June 11, 2010 and commenced operation on June 23, 2015. The Off-shore Banking Unit is governed under the rules and guidelines of Bangladesh Bank. The principal activities of the Unit are to provide all kinds of commercial banking services to its customers in foreign currencies approved by the Bangladesh Bank.

1.1 **Subsidiary Companies**

1.1(a) **SBL Capital Management Ltd(SCML):**

The Bank obtained permission to embark upon Merchant banking from the Bangladesh Securities and Exchange Commission(SEC) vide its certificate no. SEC/Reg/MB/SUB/13/2010/529 dated January 05, 2011 Under the Securities and Exchange Commission Act, 1993. The main objectives of the Company are to carry out the business of full fledged merchant banking activities like issue management, portfolio management, underwriting, corporate advisory services etc

1.1(b) **Standard Exchange Company (UK) Limited**

Bangladesh Bank vide their letter No. BRPD(M) 204/15/2009-18 Dated 15<sup>th</sup> February 2009 has accorded approval to the bank for opening a fully owned subsidiary company in the name and style of Standard Exchange company (UK) Limited. The company was incorporated 19th June, 2009 under the Companies Act 2006 of UK with the registration number 06851946 as private company limited by shares. The registered office is located at 101 whitechapel Road London. The main activities of the exchange house are to carry on the remittance business and to undertake and participate in transactions, activities and operation commonly carried on or undertaken by remittance and exchange houses.

1.1(c) **Standard Co (USA) Inc. DBA : Standard Express:**

Bangladesh Bank vide their letter No. BRPD(M) 204/15/2009-116 Dated 27<sup>th</sup> October 2009 has accorded approval to the bank for opening a fully owned subsidiary company in the name and style of Standard Co (USA) Inc. DBA : Standard Express, in short we presented "Standard Express (USA) Ltd. The company was incorporated 1<sup>st</sup> February, 2010 with the registration number 27-2118554 as private company limited by shares. The registered office is located at 37-22 73rd street #2B Jackson heights, New York. The main activities of the exchange house are to carry on the remittance business and to undertake and participate in transactions, activities and operation commonly carried on or undertaken by remittance and exchange houses.

1.1(d) **Standard Bank Securities Limited**

Standard Bank Securities Limited was incorporated on November, 22, 2012 as a public limited company under the Companies Act 1994 vide certificate of incorporation no. C-105725/12. Standard Bank Securities Limited become member of Dhaka Stock Exchange Limited for brokerage transaction. Standard Bank Securities Limited commenced its operation from 21 June, 2013. The main objectives of the company is to carry on the business of stock broker /stock dealer and other related business in connection with the dealing of listed securities. Other objectives of the company are to buy, sell, hold or otherwise acquire or invest the capital of the company in shares, stocks and fixed income securities etc.

2. **SIGNIFICANT ACCOUNTING POLICIES**

**Basis of Preparation for Financial Statements**

The Financial statements of the Bank are made upto 30<sup>th</sup> June 2018 and are prepared under the historical cost convention and in accordance with the "First Schedule (Sec-38) of the Bank Companies Act, 1991, BRPD Circular # 14 dated 25 June 2003, other Bangladesh Bank Circulars, International Accounting Standards and International Financial Reporting Standards adopted by the Institute of Chartered Accountants of Bangladesh, Companies Act, 1994, the Securities and Exchange Rules 1987, Dhaka & Chittagong Stock Exchange Listing Regulations and other laws and rules applicable in Bangladesh. In case of the requirement of Bangladesh Bank differs with those of BAS/BFRS, the requirement of Bangladesh Bank have been applied"

- 2.1 Basis of Consolidation :**  
The consolidated financial statements include the financial statements of standard Bank Limited, Islamic banking window, and its subsidiaries SBL Capital management Ltd, Standard Bank Securities Ltd, Standard Exchange Company (UK) Ltd and Standard Co (USA) Inc. DBA : Standard Express made up to the end of the financial year. A Banking software system "Stelar" consolidated all transactions of branches as well as head office and produces consolidated balance sheet and Profit & loss Account . These consolidated records are maintained at the Head office of the Bank based on which these financial statements have been prepared.  
The consolidated financial statements have been prepared in accordance with Bangladesh Accounting standard 27: consolidated and separate financial statements. The consolidated financial statements have been prepared to a common reporting period ending in 30<sup>th</sup> June 2018.
- 2.2 Statement of Cash flows**  
Statement of cash flows is prepared by using the 'Direct Method' in accordance with BAS 7 "Statement of Cash Flows" and under the guidance of Bangladesh Bank BRPD Circular No. 14 dated 25.06.2003 & BRPD Circular No. 15 dated 09.11.2009 whereby gross cash receipts and gross cash payments on Operating Activities, Investing Activities and Financing Activities have been recognized. Cash and Cash Equivalents comprise short term, highly liquid investments that are readily convertible and are subject to an insignificant risk to changes in value.
- 2.3 Reporting Period**  
These financial statements cover one calendar year from January 01 to June 30, 2018.
- 2.4 Statement of Changes in Equity**  
Statement of changes in Equity has been prepared in accordance with BAS 1 "Presentation of Financial Statements" and under the guidance of Bangladesh Bank BRPD Circular No. 14 dated 25.06.2003 & BRPD Circular No. 15 dated 09.11.2009
- 2.05 Provisions for Loans and Advance**  
Provision for Loans and Advance have been made as per directives of Bangladesh Bank issued from time to time.
- 2.06 Provisions for Investment**  
Provisions for diminution in value of investment is made for loss arising on diminution value of investment in quoted shares.
- 2.07 Provisions for off balance sheet exposures**  
Off-balance sheet items have been disclosed under contingent liabilities and other commitments according to Bangladesh Bank guidelines. Bank maintained provision against off-balance sheet exposures as per BRPD Circular no.14, dated 23 September 2012 & BRPD Circular No. 07, dated 21 June 2018 .
- 2.08 Provision for Taxation**  
The company is a publicly traded company as per the Income Tax Ordinance 1984. Provision for Current Income Tax has been made at the existing rate of 37.50% as prescribed in Finance Act 2018 of the accounting profit made by the Bank after considering some of the Taxable add backs of income and disallowances of expenditures.
- 2.09 Workers Participation Fund and Welfare Fund**  
Consistent with the industry practice and in accordance with The Bank Company Act. 1991, no provision has been made for WPPF.
- 2.10 Earning Per Share**  
The company calculates Earning per share (EPS) in accordance with Bangladesh Accounting Standards (BAS)-33 "Earning Per Share" which has been shown on the face of profit and loss account. This has been calculated by dividing the basic earnings by the weighted average number of ordinary shares outstanding during the year.